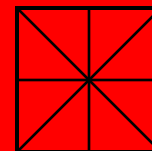


Chapman University

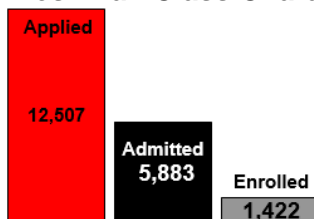
Orange, California 92866



Information Guide 2014 - 2015

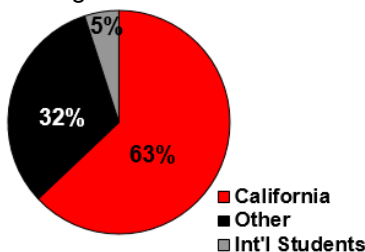
University Profile

Fall 2014 Freshman Class Characteristics

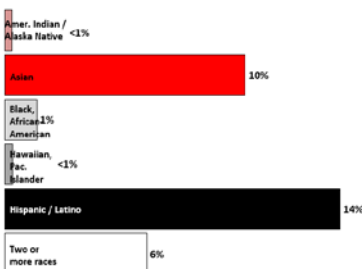


Average SAT/ACT _____ 1204/27
 75th percentile SAT/ACT _____ 1290/29

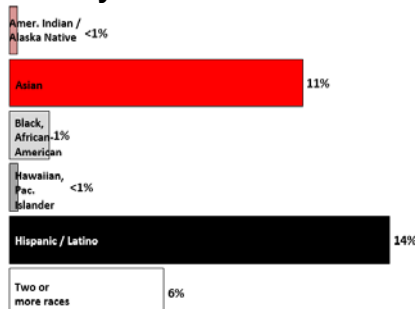
Geographic Origin



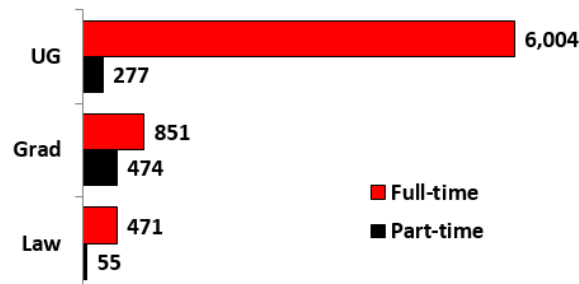
Diversity of Fall '14 Undergrads



Diversity of Entire Fall '14 Full-time Student Body



Fall 2014 Headcount Enrollment



First-time Freshmen Retained to 2nd Year

Fall 2013 Full-time Cohort _____ 91%

Graduation Rates (2005 FT Frosh Cohort)

	4-Yr	6-Yr	8-Yr
Overall	53%	72%	74%
Men	45%	69%	72%
Women	59%	74%	75%
Nonresident Alien	33%	67%	67%
Latino/Hispanic	38%	67%	69%
Amer Ind/AK Ntv	50%	63%	63%
Asian	57%	71%	72%
Black/Afr Amer	43%	57%	64%
Ntv HI/Other PI	*	*	*
White	57%	75%	76%
Two or more races	*	*	*
Unknown	36%	56%	60%
Students Awarded Pell Grant	46%	66%	67%
Students Awarded Subsidized Federal Loan (but not Pell)	58%	74%	75%
Students Awarded Neither Pell Nor Federal Sub Loan	51%	72%	74%

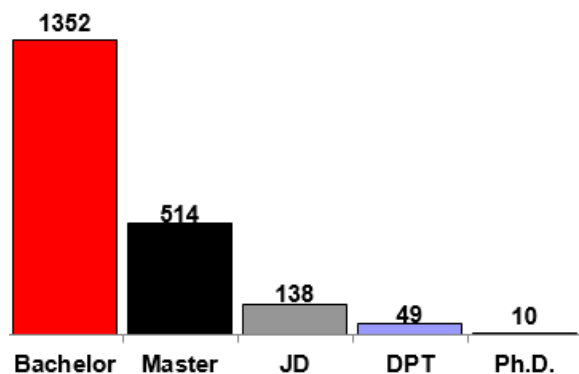
* Cell size is fewer than five students

Faculty Information

Student Faculty Ratio _____ 14:1
 Full-time Faculty _____ 418
 Part-time Faculty _____ 496

Recent Graduates

Degrees Awarded (Class of 2013-14)



Degrees in Key Areas (2013-14)

Business Administration (BS)	_____	261
Communication Studies (BA)	_____	143
English (BA, MA)	_____	38
Film Production (BFA, MFA)	_____	107
Law (JD, LL.M)	_____	210
Physical Therapy (DPT)	_____	49
Psychology (BA, MA)	_____	137

Characteristics of Degree Recipients

	<u>UG</u>	<u>Master</u>	<u>Doctoral</u>
Men	40%	46%	43%
Women	60%	54%	57%
Nonresident Alien	5%	23%	1%
Hispanic/Latino	13%	12%	11%
Amer Ind/AK Ntv	<1%	<1%	1%
Asian	9%	11%	13%
Black/Afr Amer	2%	2%	1%
Ntv HI/Other PI	<1%	<1%	1%
White	59%	44%	56%
Two or more races	5%	3%	6%
Unknown	7%	4%	10%

% of 2012-13 UG degree recipients pursuing post-graduate education within one year of graduation:

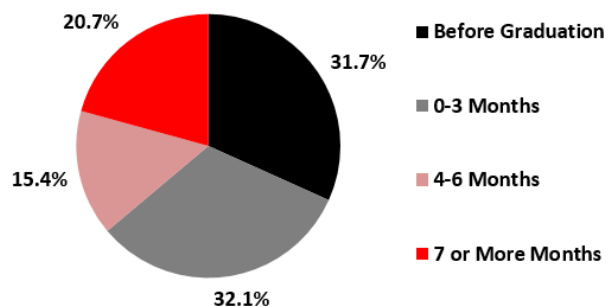
14.9%

Sampling of Institutions at Which They Were Found to be Enrolled:

Claremont Graduate University
 CUNY John Jay College of Criminal Justice
 Duke University
 George Mason University
 Loyola Marymount University
 New York University
 Pepperdine University
 University of California (Los Angeles)
 University of California (Riverside)
 University of California (Santa Cruz)
 University of Southern California

Source: National Student Clearinghouse

Time Elapsed From Graduation to Acceptance of Full-time Employment (2012-13 Undergraduate Degree Recipients)



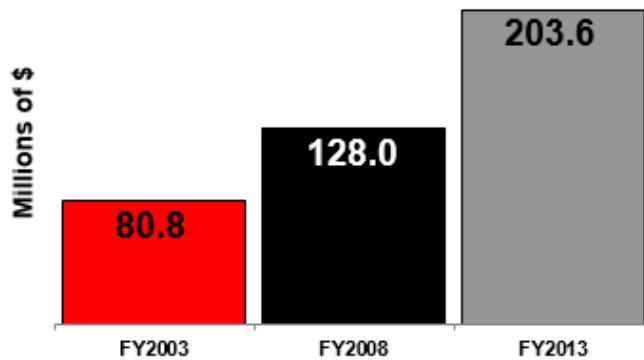
Sampling of Employers:

ACLU of Northern California
 Apple
 Deloitte
 Department of Homeland Security
 DreamWorks Animation
 Edward Jones
 Google
 Helping Hands for Better Living
 Jet Propulsion Laboratory (JPL)
 Lions Gate Entertainment
 Nasdaq OMX Group
 Northrop Grumman Systems Corp.
 Oracle
 Pacific Symphony
 Paramount Pictures
 Pricewaterhouse Coopers
 The Walt Disney Company
 United States Attorney's Office, No. District IL

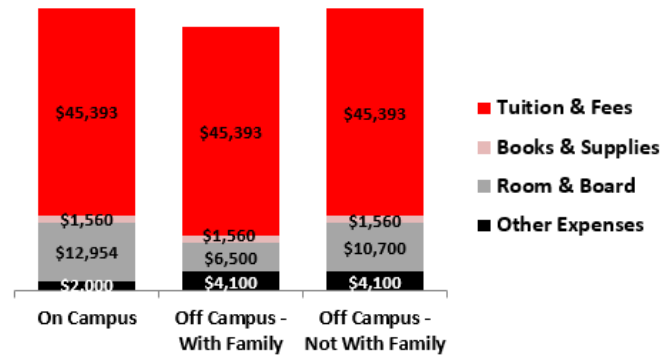
Source: 2012-13 Alumni Survey

Financial Information

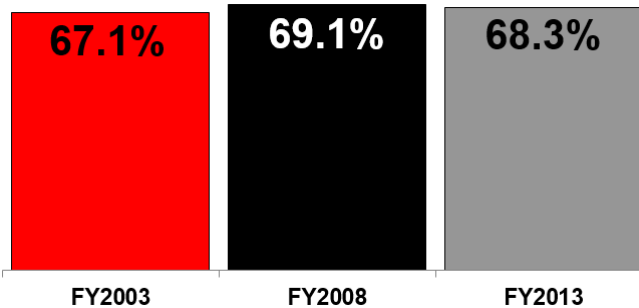
Educational Expenditures



Estimated Costs of Attendance (2014-15 Undergraduates)



Instruction and Academic Support Expenses as Percent of Total Educational Expenses

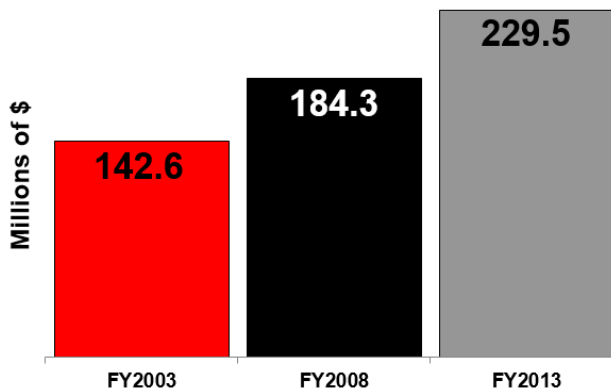


Fall 2013 Full-Time First-Time Freshmen Awarded Financial Aid by Type:

Any Grant	84%
Federal Grants	18%
Pell Grants	18%
Other Fed Grants	6%
State/Local Grants	10%
Institutional Grants	84%
Any Loans	77%
Federal Loans	77%
Other Loans	5%

Average grant amount	\$23,663
Average loan amount	\$7,388

University Endowment (End of Fiscal Year)



Total Annual Grant Aid Awarded to all Undergraduate Students (2013-14):

\$106,398,748

Total Undergraduate Students Awarded Pell Grant (2013-14): 20%



About Chapman

Located in the city of Orange, Chapman is one of the oldest, most prestigious private universities in California and is the largest independent university in Orange County. Founded in 1861, Chapman University is recognized for its liberal arts core, distinguished faculty, innovative programs, and personalized attention to students. The mission of Chapman University is to provide a personalized education of distinction that leads to inquiring, ethical and productive lives as global citizens.